

[illegible]

What is Streaming TV & How Does It Work?

Streaming TV utilizes the internet to access video entertainment live or on-demand. Streaming TV allows you to watch TV over the internet either in real-time or at your convenience without watching them with an antenna, cable, or satellite service. No boxes needed. It enables viewers to watch a continuous playback of content over the internet without having to store anything directly on their device.



Most devices that connect to the internet can take advantage of streaming TV, including smart TVs, smartphones, computers, and tablets.



Apple iPhone & Samsung Galaxy Phone



Apple iPad



Amazon Fire Tablet



Xbox One



PlayStation 5



Smart TV

Step 1

Select a Streaming Device

Required for VernonCom Stream

A streaming device is what allows you to connect to the internet and stream programs.



Amazon Fire TV Stick

The most popular external streaming devices are:

Fire TV Stick, Roku and Apple TV



Roku



Apple TV

Where Can I purchase a Streaming Device?

Walmart 



amazon 



Walgreens

Some devices are only available for purchase online – and not all devices are carried in each store. Walmart does not carry Amazon Fire TV Sticks – and Apple TV is only available online at Walmart.



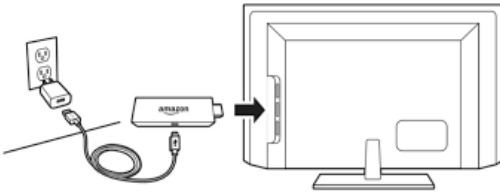
The Trouble with Smart TVs....

- Less reliable than external streaming devices
- Prone to crashing or malfunctioning
- Software crashes when TV needs to be updated
- Insufficient processing power causes freezing or crashing apps
- Input lag when using buttons on the remote
- Not getting updates or software patches
- Limited App features –limited ability to download apps
- Less secure & more susceptible to hacking

Step 2

Connect Your Streaming Device

Streaming devices need to connect to the internet over WiFi or ethernet. Your streaming device will include instructions to connect the device to your TV.



Follow the installation instructions for your device included with packaging.

Fire TV Stick



Roku



Getting to know your Device



Fire TV Stick Remote



Roku Remote

Step 3

Connect to the Internet

- Once you've plugged in your streaming device to your TV, you'll need to sign into your home's WiFi network
- You will need to know the name of your WiFi network and the password to connect



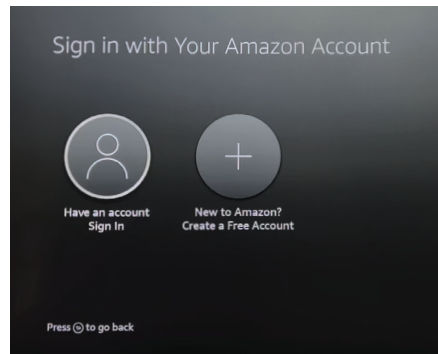
Follow the on-screen instructions to connect to WiFi and download the latest software update

Step 4


Create a FREE Amazon Account

(Sign in if you already have an account) *For Fire TV Activation Only

Click **"New to Amazon? Create a Free Account"**



On your phone, computer or tablet, go to: **Amazon.com/code** to create your free account



Enter your name,
mobile number or
email, and create
a password. Press
"Continue"



Create account New to Amazon?

First and last name

Mobile number or email

Create a password



Show password

Continue

Verify mobile number

Enter the security code we sent you.

US +1

[Change](#)

Enter security code

Create your Amazon account

By creating an account, you agree to Amazon's
[Conditions of Use](#) and [Privacy Notice](#).

[Resend OTP](#)

Check your messages
or email for the OTP
code from Amazon.

Enter the code and
click "Create your
Amazon Account"

Enter the code
displayed on your
device and click
"Continue"

Connect a new device to your Amazon account

Enter the code shown on your device to connect
it to your Amazon account.

Enter device code

Continue

Click **"Connect"**

Connect your account to this device?

You'll be able to access and modify your Amazon account from this device. Only connect to devices you trust.

Device

Fire TV Stick 4K Max (2nd Gen)

Cancel

Connect

Welcome, VernonCom!

This Amazon Fire TV Stick 4K Max will be registered to your account.

Change account

Continue

By clicking "Continue", you agree to Amazon's Conditions of Use found at www.amazon.com/conditionsofuse and all the terms found at www.amazon.com/devicesupport or here...
View Amazon's Privacy Notice found at www.amazon.com/devicesupport or here...

Amazon processes and retains audio, interactions, and other data in the cloud to provide and improve our services. Alexa allows purchasing by voice using your default payment and shipping settings. You can require a speakable confirmation code, turn off voice purchasing, and see product and order details in your Alexa app or on alexa.amazon.com. Learn more...>

On your device, click **"Continue"**

Save Wi-Fi Passwords to Amazon?

Wi-Fi passwords entered on this device will be saved to Amazon to help you connect your compatible devices. To learn more, visit www.amazon.com/devicesupport.

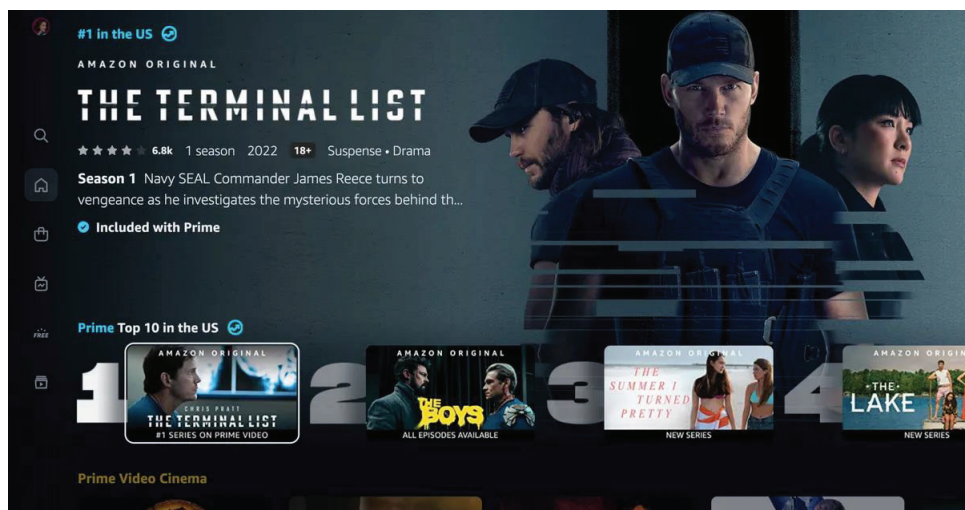
You can enable or disable this feature in Settings > Network > Wi-Fi Passwords.

No

Yes

Click **"Yes"** to save your WiFi passwords to Amazon

You are now ready to Stream!



Find the right Streaming Service

When it comes to streaming TV, there are two main types of services available (Live and On-Demand). Live streaming is like a cable replacement. It airs the same channels, has the same commercials, and you pay a premium compared to other services. On-demand streaming like Hulu and Netflix doesn't have live content (unless you subscribe to Hulu + Live) – you can watch their shows and movies whenever you want.

On-Demand Streaming

These are the most popular categories of streaming services by far. They generally cost around \$10.00/month, come with a 7-day free trial and give you access to thousands of TV shows and movies.



Streaming Options

Visit <https://vernoncom.coop/>
to view streaming options.

2026 TV Plans & Rates



**VernonCom STREAM
Local**

\$55.00 / Month

**VernonCom STREAM
Basic**

\$126.00 / Month

**VernonCom STREAM
Expanded**

\$139.00 / Month



*Click on each streaming app to visit their website and explore
channel and pricing options.*

**Stream all your favorite VernonCom
channels without the cable box**

WATCH TV EVERYWHERE

Sign up: watchTVEverywhere.com

- ✓ Select Vernon Communications Co-op in the drop down menu
- ✓ Click on "Register". Submit your information. (Please use the account number and last name listed on your Vernoncom bill)
- ✓ Check your email for a confirmation to activate your account
- ✓ Watch an unlimited amount of TV from anywhere!

MUSIC CHOICE CHANNELS

Music Choice Channels are included in Basic & Expanded.

802	Today's Hits	827	90s
803	Trending Hits	828	80s
804	Feel-Good Favorites	829	70s
805	Pop Energy	830	60s Generation
806	Hip-Hop and R&B	831	Solid Gold Oldies
807	Dance	832	Pop & Country
808	Hip-Hop Classics	833	Today's Country
809	Throwback, Jams	834	Country Favorites
810	R&B Classics	835	Classic Country
811	Today's R&B	836	Country Rock
812	Gospel	837	Sleep Noise
813	Contemporary Christian	838	Relaxing Vibes
814	Rock	839	Caring Classical
815	Youth Rock	840	Joyful Instrumentals
816	'60s & 70s Mellow Hits	841	Pop Instrumentals
817	Adult Alternative	842	Light Classical
818	Alt & Rock Favorites	843	Classical Masterpieces
819	Classic Rock	844	Soundscapes
820	Soft Rock	845	Smooth Jazz
821	Happy Hits	846	Jazz
822	Pop Hits	847	Blues
823	Today's Latin Hits	848	Singers & Swing
824	Tropicales	849	Easy Listening
825	Romantic Latin Pop	850	Classic Christmas
826	'70s & 80s Favorites	851	Sounds of the Seasons

PREMIUM CHANNELS

ADD PREMIUM CHANNELS TO ANY PACKAGE



NFL Red Zone
Channel 591
\$59.00



Playboy
Channel 592
\$15.00 / month



HBO
Channel 600-612
\$20.75 / month



STARZ
Channel 614-638
\$10.00 / month



Cinemax
Channel 640-650
\$13.75 / month



Showtime
Channel 656-672
\$17.75 / month

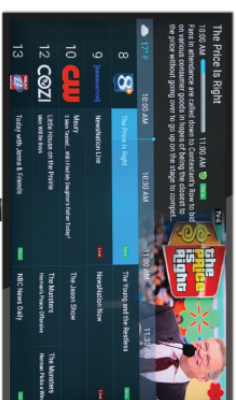
Customize your streaming channel lineup
by adding popular network(s)!

INTERNET PACKAGES

Value (100 mbps/100 mbps).....	\$65.00 / month
Family (250 mbps/250 mbps).....	\$75.00 / month
Pro (500 mbps/500 mbps).....	\$130.00 / month
Ultra (1 gbps/1 gbps).....	\$200.00 / month



STREAM LIVE TV



Works On - Amazon Fire TV, Roku TV, and Apple TV

WHOLE HOME DVR

Watch Recorded
Shows On Demand

\$5.95 / month



TELEVISION CHANNEL LINE-UP

Your favorite channels, all in one place.

Up to 135 channels, full sports lineup, 50 commercial-free music—all with the Expanded package.

#	Channel Network	L	B	E
8	8 NEWS NOW	•	•	•
9	NEWS 10	•	•	•
10	CW	•	•	•
12	COZI	•	•	•
13	WB 102.9	•	•	•
16	WVC Weather	•	•	•
19	FOX 19	•	•	•
20	MeTV	•	•	•
21	NEWS 8+	•	•	•
23	11	•	•	•
24	10	•	•	•
25	FOX 25.48	•	•	•
26	PBS	•	•	•
27	PBS Wisconsin	•	•	•
28	create	•	•	•
29	MLB	•	•	•
30	BIG 10	•	•	•
31	V	•	•	•
32	V	•	•	•
33	ESPN 7	•	•	•

#	Channel Network	L	B	E
34	ESPN 2	•	•	•
35	ALCN	•	•	•
36	ESPN NEWS	•	•	•
37	ESPN 3	•	•	•
38	ESPN 4	•	•	•
39	F51	•	•	•
40	F52	•	•	•
43	GOLF CHANNEL	•	•	•
44	ESPN 5	•	•	•
46	SPORTSMAN 47	•	•	•
47	OUTDOOR CHANNEL	•	•	•
48	BIG 10 NETWORK	•	•	•
49	BIG 10 NETWORK	•	•	•
52	C-SPAN 3	•	•	•
53	C-SPAN	•	•	•
54	C-SPAN 2	•	•	•
55	ASN	•	•	•
56	QVC	•	•	•
57	ION TELEVISION	•	•	•
58	JTV	•	•	•

#	Channel Network	L	B	E
70	axs tv	•	•	•
71	INDIEPUNKS	•	•	•
73	MOTOR HEAD	•	•	•
91	start tv	•	•	•
92	COLOR 70	•	•	•
93	KSTV 3	•	•	•
94	KSTV 3	•	•	•
95	KSTV 3	•	•	•
96	H&I	•	•	•
97	MOVIES	•	•	•
98	Ozko	•	•	•
99	TRUE CRIME	•	•	•
100	KSTV 3	•	•	•
101	KSTV 3	•	•	•
102	CN	•	•	•
103	Family	•	•	•
104	Blue	•	•	•
105	Shenandoah	•	•	•
106	X	•	•	•
107	ESPN 7	•	•	•

#	Channel Network	L	B	E
109	i!	•	•	•
110	i!	•	•	•
111	i!	•	•	•
112	i!	•	•	•
113	FX	•	•	•
114	FX	•	•	•
115	FX	•	•	•
116	FX	•	•	•
117	FX	•	•	•
118	FX	•	•	•
119	FX	•	•	•
120	FX	•	•	•
121	FX	•	•	•
122	FX	•	•	•
123	FX	•	•	•
126	FX	•	•	•
127	FX	•	•	•
128	FX	•	•	•
129	FX	•	•	•

#	Channel Network	L	B	E
130	Lifetime	•	•	•
131	LN	•	•	•
132	LN	•	•	•
133	LN	•	•	•
134	LN	•	•	•
137	LN	•	•	•
138	LN	•	•	•
139	LN	•	•	•
140	LN	•	•	•
141	LN	•	•	•
142	LN	•	•	•
143	LN	•	•	•
144	LN	•	•	•
147	LN	•	•	•
148	LN	•	•	•
149	LN	•	•	•
150	LN	•	•	•
151	LN	•	•	•
152	LN	•	•	•
153	LN	•	•	•

#	Channel Network	L	B	E
154	ID	•	•	•
155	OWN	•	•	•
156	OWN	•	•	•
157	OWN	•	•	•
181	OWN	•	•	•
182	OWN	•	•	•
183	OWN	•	•	•
184	OWN	•	•	•
185	OWN	•	•	•
186	OWN	•	•	•
187	OWN	•	•	•

#	Channel Network	L	B	E
179	FOX NEWS	•	•	•
180	FOX NEWS	•	•	•
181	FOX NEWS	•	•	•
182	FOX NEWS	•	•	•
183	FOX NEWS	•	•	•
184	FOX NEWS	•	•	•
185	FOX NEWS	•	•	•
186	FOX NEWS	•	•	•
187	FOX NEWS	•	•	•

#	Channel Network	L	B	E
197	SHO	•	•	•
198	SHO	•	•	•
201	SHO	•	•	•
202	SHO	•	•	•
203	SHO	•	•	•
204	SHO	•	•	•
205	SHO	•	•	•
206	SHO	•	•	•

L Local\$5000 / month

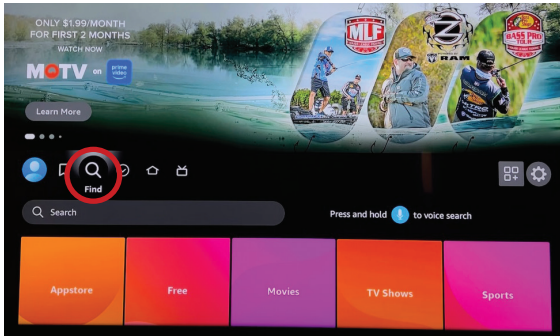
B Basic\$118.00 / month

E Expanded\$131.00 / month

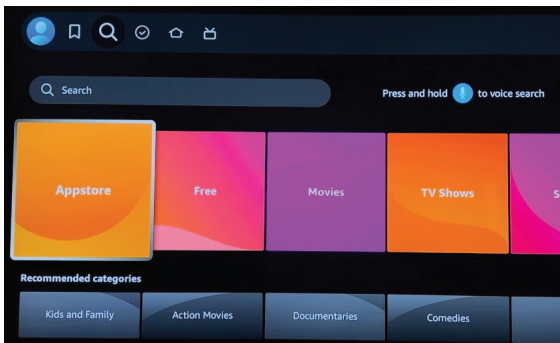
Visit www.vernoncom.coop/television/
for more information



Adding the VernonCom Stream App: Fire TV



Press the Home button on the remote and navigate to **"Find"** (magnifying glass) on the search bar

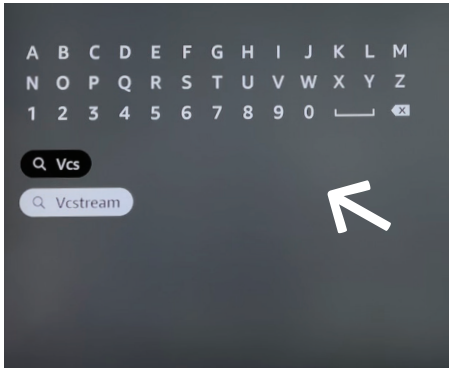


Next, navigate down to the **Appstore** and click the round, center select button on the remote

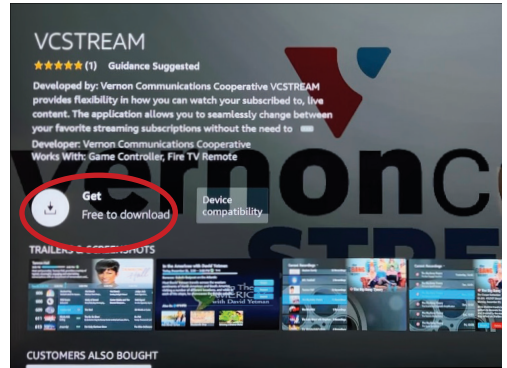


Navigate over to **"Search"** and click the select button on the remote

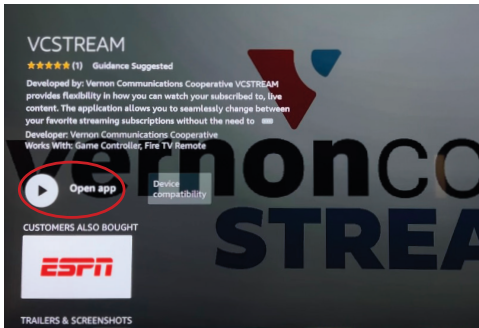
Fire TV Stick Instructions



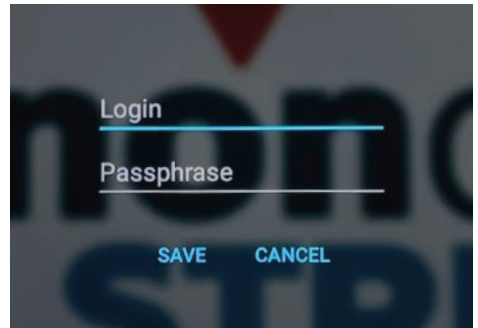
1. Use the navigation buttons on your FireStick remote to key in **"VCSTREAM"**



2. Select the VCSTREAM App and click **"Get"** to download the app



3. Click **"Open App"** to open the App

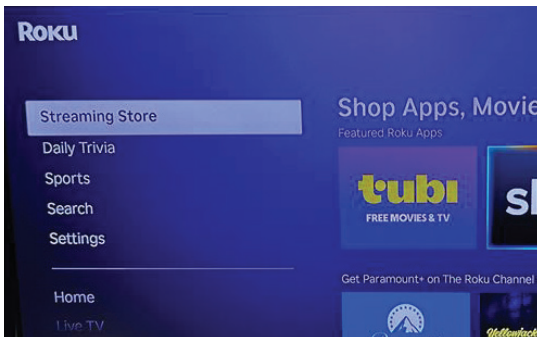


4. You will be prompted for a login and passphrase. If you haven't received these, please contact our office. After entering the login and passphrase, press **"Save"**

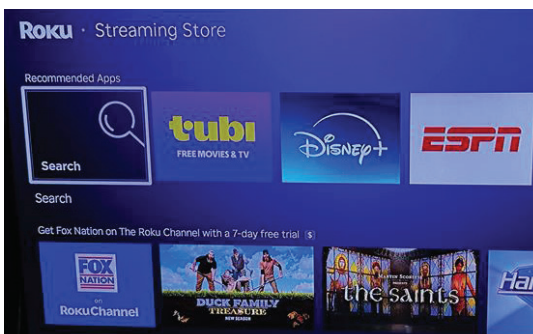
You are now ready to Stream!

Adding the VernonCom Stream App: Roku

Press the  button on the Roku remote

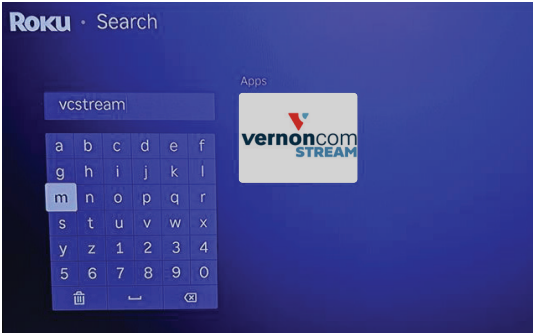


Use the arrow buttons on the Roku remote to scroll down to **Streaming Store** and press **OK** on your Roku remote

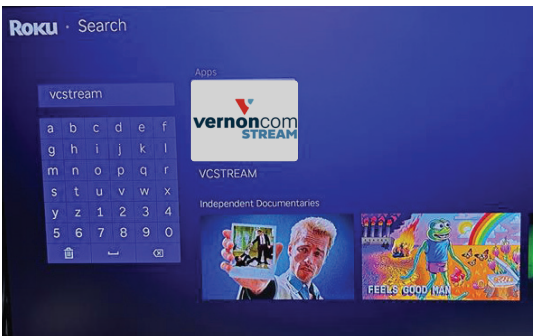


1. Use the arrow buttons to scroll down to **Search** and press **OK** on your Roku remote


Roku Instructions



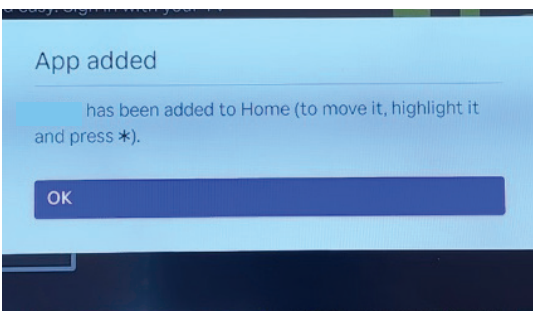
2. Use the arrows and OK button to key in **"vcstream"**



3. Use your arrow buttons to navigate to the app. When the app you want is highlighted, click **OK** on the Roku remote




4. "Add App" will pop up, with it highlighted, click **OK** on the Roku remote

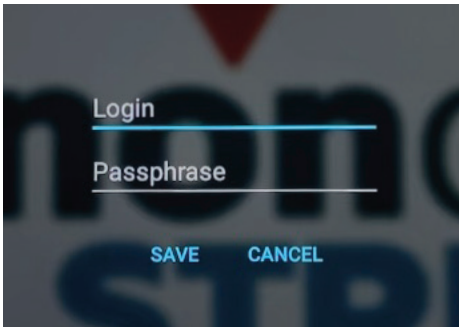


5. A screen will come up that says the app has been added. Click **"OK"**

Continued Roku Instructions



6. Highlight **Open App** and click **OK** on the Roku remote



You will be prompted for a login and passphrase. If you haven't received these, please contact our office (608) 634-3136. After entering the login and passphrase, press **"SAVE"**

You are now ready to stream!

To easily find the VernonCom Stream app:

Fire TV - Highlight the app and press and hold the middle circle button. You will then be able to move the app to your desired location.

Roku - Highlight the VernonCom Stream app and press the * key. You will then be able to move the app to your desired location.

Generating A Code



You will be provided with a code from VernonCom when signing up for service. If you need to add additional devices, a code can be generated on your own.

Follow the instructions to generate a code for a new streaming device:



Fire TV Stick

Open the VernonCom Stream app

Press the **menu button**  on the remote

Go to **"Settings"** and then choose **"Account"**

Arrow down to **"Add Device"** and press **"OK"**



Apple TV

Open the VernonCom Stream app

Hit the **back arrow** once

At the top of the screen select **"Settings"**

Arrow down to **"Devices"** and press **"+"**



Roku


Open the VernonCom Stream app

Hit the **back arrow** one time

Go to **"Settings"**

Go to **"Manage Account"**

Select **"Add Device"**



Fire TV
Example

Supported Devices

Fire TV Stick

VernonCom Stream Supported Devices:

- **Stick 4K Max 1st Gen** (K2R2TE)
- **Stick 4K Max 2nd Gen** (K3R6AT)
- **Stick 4K 2nd Gen** (AFTKM)
- **Stick 2nd Gen** (LY73PR)
- **Stick 3rd Gen** (S3L46N)
- **3rd Gen** (LDC9WZ)
- **Cube 2nd Gen** (A78V3N)
- **Cube 3rd Gen** (GA5Z9L)



FireTV Stick HD, FireTV Stick LITE and FireTV Stick 4K 1st Gen are NOT supported and will not work

4K Max and Cube models will provide the best streaming experience

Note: Newer models of the listed devices may work in most cases, but not guaranteed

Apple TV

VernonCom Stream Supported Devices:

- **HD Gen 4** (A1625)
- **4K Gen 3** (A2843)
- **4K Gen 3** (A2737)
- **4K Gen 2** (A2169)
- **4K Gen 1** (A1842)



Apple TV 2nd and 3rd Gen (non-4K versions) are NOT supported and will not work

Roku

VernonCom Stream Supported Devices:

- **Premiere 3920**
- **Streaming Stick 3810**
- **Streaming Stick 4K 3820**
- **Streaming Stick 4K+ 3821**
- **Ultra 4640**
- **Ultra 4660**
- **Ultra 4670**
- **Ultra 4800**
- **Express 3900, 3960, 4K 3940, 4K+ 3941**



***Express models are NOT recommended for the best performance

Streaming Stick 4K and Ultra models will provide the best streaming experience

Note: Newer models of the listed devices may work in most cases, but not guaranteed

Smart TV's with built in Fire TV or Roku TV is NOT supported.

While these options may work, performance cannot be guaranteed.

To Jump To Channel...

Roku: Press the * button on your remote when in the Guide

Fire TV: Hold down the center button when in the Guide

Apple TV: Double click center button on your remote



103 N. Main St. Westby, WI 54667
www.vernoncom.coop · (608) 634-3136