

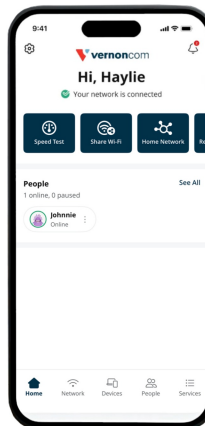
Password Reset Guide: vernoncom

How to reset your password with VernonCom MAX



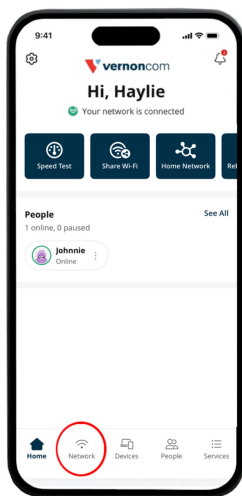
Open the VernonCom MAX App.

1



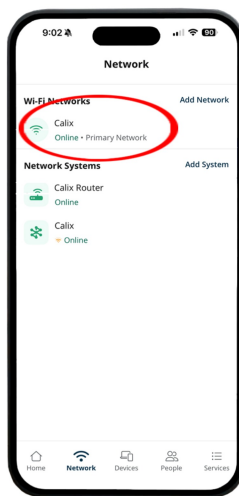
2

At the bottom of the screen, tap the Network tab.



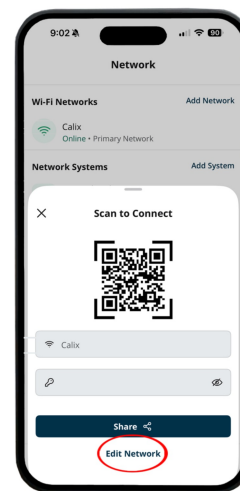
3

Under the Network section, tap on the Primary Network



4

At the bottom of the pop-up screen tap on Edit Network.



5

The Edit Network screen will appear. Enter your new desired password in the password box.

Once confirmed tap the Save button at the bottom

